





Paint Schemes

For complete details on all of the optional paint schemes please visit cubcrafters.com

Standard:  Classic Yellow	Performance: \$2,500 (subtract 11.0 lbs)  White  Yellow  Black  Red  Blue	Deluxe: \$3,100 (adds 0 lbs)  Black  Blue  Red	\$1,800 (adds 3.0 lbs)  Add Flames
---	---	---	---

Instrument Panels

Standard Panel features on next page. Panel color matches paint scheme selection. For complete details on all of the optional instrument panels please visit cubcrafters.com

Standard VFR: Included 	MyPanel®: \$9,900 (3.0 lbs)  MyPanel	Deluxe VFR II: \$11,900 (9.0 lbs)  Garmin aera® 550	Executive GLASS: \$19,900 (12.0 lbs)  Dynon D180 + GDU 370
---	---	---	---

Instrument Panel Upgrades

Garmin aera™ 560 0.5 lbs <input type="checkbox"/> \$550 • adds XM radio & weather capabilities. (Deluxe VFR II Panel required)
Garmin GDU 375 0.5 lbs <input type="checkbox"/> \$900 • adds XM radio & weather capabilities. (Executive GLASS Panel required)
Garmin GTX330 1.0 lbs <input type="checkbox"/> \$3,190 (Deluxe VFR II or Executive GLASS Panel required)
PM1200 Intercom 1.0 lbs <input type="checkbox"/> \$990 • Needed to listen to XM radio through your headset. (Standard or Deluxe VFR Panel required)
TruTrak Autopilot 9.0 lbs <input type="checkbox"/> \$7,990 • Digitflight IIVS. • Two axis.

Landing Gear Upgrades

"3X3" Extended Landing Gear 3.0 lbs <input type="checkbox"/> \$1,500 • Extended 3 inches forward & down.
8:00 X 6 Tires 7.0 lbs <input type="checkbox"/> \$225 • by Goodyear.
8:50 X 6 Tires 15.5 lbs <input type="checkbox"/> \$695 • by Goodyear.
26" Airstreak Tundra Tires 25.6 lbs <input type="checkbox"/> \$2,000 • by Alaskan Bushwheel.
29" Airstreak Tundra Tires 38.5 lbs <input type="checkbox"/> \$2,500 • by Alaskan Bushwheel.
3200-Type Steerable Tailwheel 3.1 lbs <input type="checkbox"/> \$1,450 • by Alaskan Bushwheel.
3200B Baby Bushwheel 8.0 lbs <input type="checkbox"/> \$2,200 • by Alaskan Bushwheel.
Alpha Omega Suspension System ('AOSS') 5.6 lbs <input type="checkbox"/> \$3,000 • by Burf's Aircraft.

Firewall Forward Upgrades

72" Catto Composite Prop Included • Composite. • Silver with white tips.
72" Sensenich "Ground Adjustable" Prop 2.6 lbs <input type="checkbox"/> \$1,950
McCaughey 75 x 38 Metal Prop 13.5 lbs <input type="checkbox"/> \$1,595
McCaughey 71 x 41 Metal Prop 13.0 lbs <input type="checkbox"/> \$1,450
Sensenich 72 x 44 Wood Prop N/A <input type="checkbox"/> \$295
Spin-On Oil Filter 1.5 lbs <input type="checkbox"/> \$695

Fuselage & Cabin Upgrades

Long-Range Fuel Tanks 42.0 lbs <input type="checkbox"/> \$3,500 • 44 Gallons Total. (40 Gallons Useable)
Extended Baggage & Access Door 5.0 lbs <input type="checkbox"/> \$1,800 • Full-width extended baggage area. • Side-access baggage door.
Carbon Cub Wings & Fuselage Upgrade 10.0 lbs <input type="checkbox"/> \$3,330 • Stronger wings, struts & fuselage tested to 1,865 lbs gw. • 40% stronger than LSA requirements.
Remove AmSafe Airbags -5.8 lbs <input type="checkbox"/> (\$3,990) • Removes airbags & airbag control unit. • Adds lap belts & inertia reel shoulder harnesses.
Halon Fire Extinguisher 1.5 lbs <input type="checkbox"/> \$150
LED. Lighting & Strobe Package 1.5 lbs <input type="checkbox"/> \$3,590 • Nav & strobe lights. • Left landing light w/ pulse function. • NEW! Interior map light w/ ship's power.
Right Landing Light NEW! 1.5 lbs <input type="checkbox"/> \$990 • Adds wig-wag function. (LED Lighting & Strobe Package required)
Rear Seat Trim Control NEW! 1.0 lbs <input type="checkbox"/> \$790
Leather Seats 0.7 lbs <input type="checkbox"/> \$1,495
Single Seat Convertible Option 0.5 lbs <input type="checkbox"/> \$395 • Allows operation as either Single or Dual Seat. • Includes removable rear stick cover & removable placard.

Additional Options

Custom N-Number* N <input type="checkbox"/> \$100 *While you may check specific N# availability, please DO NOT RESERVE AN N# WITH THE FAA OR THROUGH THE FAA WEBSITE. CubCrafters will handle the registration process.
Factory Pickup Program <input type="checkbox"/> \$500 Take delivery of your new Sport Cub S2 at the CubCrafters Factory in Yakima, WA. Includes personal aircraft briefing, factory tour, hotel accommodations, courtesy vehicle, dinner voucher, and more!
Ferry / Delivery** <input type="checkbox"/> \$2,500 **ALL AIRCRAFT ARE FOB YAKIMA, WA • Ferry/Delivery of aircraft available at additional cost. Contact your Certified Sales Center for details. Average cost: \$2,500

Certification Options

Dual-Seat S-LSA <input type="checkbox"/> Empty weight: 836.6 lbs Max. empty weight: 890 lbs	Single-Seat S-LSA <input type="checkbox"/> Empty weight: 830.6 lbs Max. empty weight: 1,080 lbs	E-LSA Conversion <input type="checkbox"/> Empty weight: 836.6 lbs Max. empty weight: None
--	--	--

Total Weight & Price	
Empty Weight: <input type="text" value=""/> lbs	Total Price: <input type="text" value=""/> \$
ALL WEIGHTS ARE ESTIMATES, ACTUAL AIRCRAFT EMPTY WEIGHT MAY VARY. Sport Cub S2 must weight 890 lbs or less to be certified as S-LSA dual-seat aircraft (1,080 lbs for S-LSA Single Seat). If the aircraft exceeds this weight, it will need to be certified as either an S-LSA single-seat aircraft or be converted to an Experimental-LSA (E-LSA). All S-LSA aircraft are eligible to be converted to E-LSA. E-LSA aircraft are not limited regarding their empty weight.	

Notes

SPORT CUB S2

PERFORMANCE

AIRFRAME

- Complete 4130 reinforced fuselage
- Carbon fiber components
- More interior space: Approximately 4" wider at shoulder for both pilot and copilot than an original CUB - Panel moved 4" forward versus a SUPER CUB
- Four-inch wide door sill for easier entry and exit
- Front fuel step on landing gear
- **NEW!** Removable Windows
- Classic yellow paint scheme with black lightning bolt

FIREWALL FORWARD

- Continental O-200A Engine, 100 Horsepower
- Tuned "4-into-None" exhaust system
- **NEW!** Adjustable cowl flaps
- Catto composite 72" prop
- *silver with white tips*
- Dynamic prop balancing
- Lightweight 30 amp alternator
- Dual magnetos
- Lightweight electric starter
- Closed cowling
- Carburetor heat

FUEL SYSTEM

- Two 12.5 gallon wing tanks (25 gallon capacity)
- Fuel selector valve (Left, Right, Off, & Both)
- Gravity feed fuel system - no header tanks, no fuel pump
- Fuel sight gauges in wing roots
- Fuel filter and drain
- Primer

STANDARD PANEL

- Airspeed indicator
- Altimeter
- Tachometer
- Oil temperature gauge
- Oil pressure gauge
- Inclinometer
- Garmin SL40 VHF comm transceiver



LANDING GEAR

- Grove wheels, double puck brake calipers & rotors
- 6:00 x 6 tires
- Parking brake
- Tailwheel spring
- Aviation Products Inc. model 6131 Steerable tailwheel

WINGS & TAIL

- Super Cub airfoil - USA35(B)
- Flaps
- Vortex generators
- Aerodynamically balanced tail feathers

FLIGHT CONTROLS AND INTERIOR

- Dual flight controls
- Elevator trim
- Dual toe brakes
- Pilot push-to-talk in control stick
- Co-pilot push-to-talk in wing root
- Pilot and co-pilot standard headset jacks in wing root
- Powered ANR headset jacks in wing root (LEMO)
- Adjustable front seat
- Stow-away rear seat
- Latest generation Amsafe airbags for pilot and co-pilot, with lap belt and inertia reel shoulder harnesses
- Compass
- "Ballistic nylon" cloth seat cushions and covers
- Full floorboards
- Keyed starter
- Over voltage warning light
- Detented Carburetor heat control
- Detented Mixture control
- Detented Cabin heat control
- Circuit breakers
- Master switch
- Avionics master switch
- 12V auxiliary outlet
- Dual swing-out windows
- Tinted windows and skylight
- Cabin fresh air vents
- Rear cabin cargo tie down points
- Aft upper baggage area

SAFETY FEATURES

- Amsafe airbags for pilot and co-pilot
- Audible stall warning horn
- No header tanks
- 406 MHz ELT
- Visual fuel gauges
- Dual-action safety fuel selector valve
- Complete 4130 reinforced fuselage

CARBON FIBER/COMPOSITE COMPONENTS

- Cowling, air filter box and spinner
- Cowl flaps
- Interior panels
- Floorboards and front seat base
- Pilot seat
- Wingtips
- Aft upper baggage area